


# Gas safety

## What you need to know

An EasyRead Guide



# About us and these booklets



## This booklet

This EasyRead booklet is part of the EasyDocs series of booklets about your housing. We hope you find them useful.

There is more information about the other EasyDocs booklets and how to get them on the back page.

## About us



Independent Housing (UK) Ltd. Is a registered Housing Charity and was established in 2007.



Your local office is Poynton Head Office.

It is open from 9am to 5pm,  
Monday to Friday



Please get in touch with us if you have any questions or need any more information.

Details about how to get in touch with us are at the back of this booklet.




Gas safety - what you need to know

1



How do I know if I'm being poisoned by carbon monoxide?

2



Safety checks

3



When we visit

4



What to do if you smell gas

6



Things you must not do

7



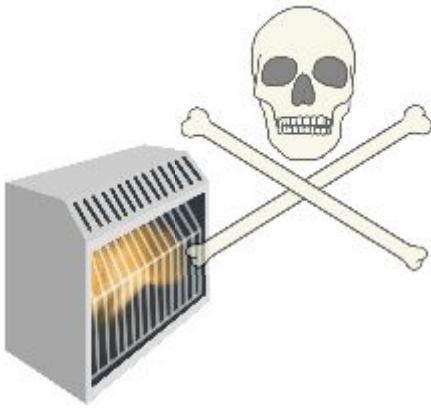
To get in touch with us

8

# Gas Safety - what you need to know



Cookers and boilers sometimes use gas. These need checking every year to make sure they are safe.



## Danger

If gas equipment is not checked it can get dangerous. It lets off a gas you cannot see or smell, called Carbon Monoxide.



People die from Carbon Monoxide poisoning every year.

# How do I know if I'm being poisoned by carbon monoxide?



You might have carbon monoxide poisoning if:

- you get very tired or **sleepy** quickly



- you get a **headache** for no reason



- you begin to feel **sick in your stomach**



- you get sudden **stomach pains**

- you get sudden **chest pains**.

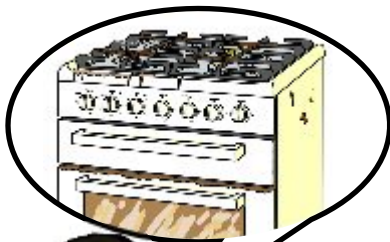
**If you think that you have carbon monoxide poisoning, see a doctor as fast as you can!**



# Safety Checks



Every year we have to check all the gas equipment you have to make sure it is safe. We have to do this by law.



We will mend our equipment and tell you about any problems any of your things have, like your own cooker.



The checks are free and the law says we have to do them.



If you do not let us in to do them you can get into trouble and will have to pay our costs. These could be up to £200.

# When we visit



We will:

- send you a letter saying when we want to do the checks, please tell us if you will not be in




- show you our Gas Safe identity card



- be polite and helpful



- not make any mess



- test your alarms



- tell you what we have done and anything else that needs doing



- give you a certificate to say we have done the checks



- answer any questions you have.




Every now and again we check up on our work to make sure it is done well. Sometimes, we might get in touch with you to ask if we can do this.



# What to do if you smell gas


If you think you smell gas:



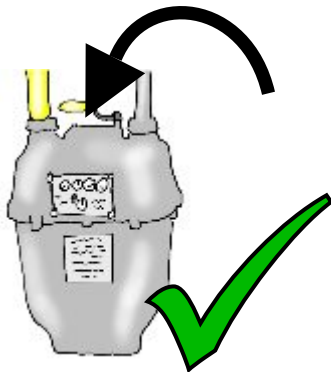
1. Put out any flames you have like candles.



2. Open all your windows and doors.



3. Do not switch anything on or use any switches.




4. Turn off the gas at the meter.



5. Ring the **gas emergency number:**

**0800 111 999**

# Things you must not do




If you use gas there are some things you must never do.

You must not:

- use any gas equipment if you think there is something wrong with it.



Flames should be blue, look out for yellow or orange flames or any soot



- cover any gas equipment



- cover or block any air vents



- do any work on gas equipment yourself. This is against the law.

# To get in touch with us



You can call our Head Office at any time of the day or night. If no one is there leave a message and we will get back to you.



Telephone:

**01625 877 522**



If English is not your first language we can make sure that there is someone to help with translation.



But remember, if you smell gas, use the gas **emergency number**:

**0800 111 999**



Call this number if you think you have a gas leak or a carbon monoxide leak:

**0800 111 999**



For more information on gas safety please go to the Gas Safe website:

[www.gassaferegister.co.uk](http://www.gassaferegister.co.uk)



And remember, always check the card.

## Standards

This document has been designed and produced independently by the EasyRead service at Inspired Services Publishing Ltd.



It meets:

- the Government's new EasyRead guidance

[www.tinyurl.com/dhEasyRead](http://www.tinyurl.com/dhEasyRead)



- the European EasyRead standard  
© Inclusion Europe

[www.tinyurl.com/eurostandard](http://www.tinyurl.com/eurostandard)



This EasyDoc has been checked for accessibility by the Making It Easier Group of adults with learning disabilities.

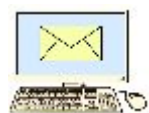


Artwork is from the Inspired.pics EasyRead collection and cannot be used anywhere else without written permission from Inspired Services Publishing Ltd.

For more information or if you have any comments, please contact us:



Telephone: **01638 561 753**



Email: **info@inspiredservices.org.uk**



Website: **www.inspiredservices.org.uk**